


NAPKINS

NAPKIN ETIQUETTE

DIRECTIONS AND PROPER USAGE




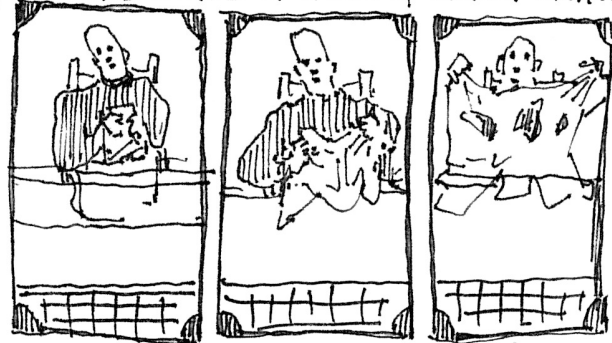
- TO HELP YOU WAIT
- TO PREPARE YOU
- ⊛ Try One on — move on to the next.
- TO HELP YOU WAIT A LITTLE MORE



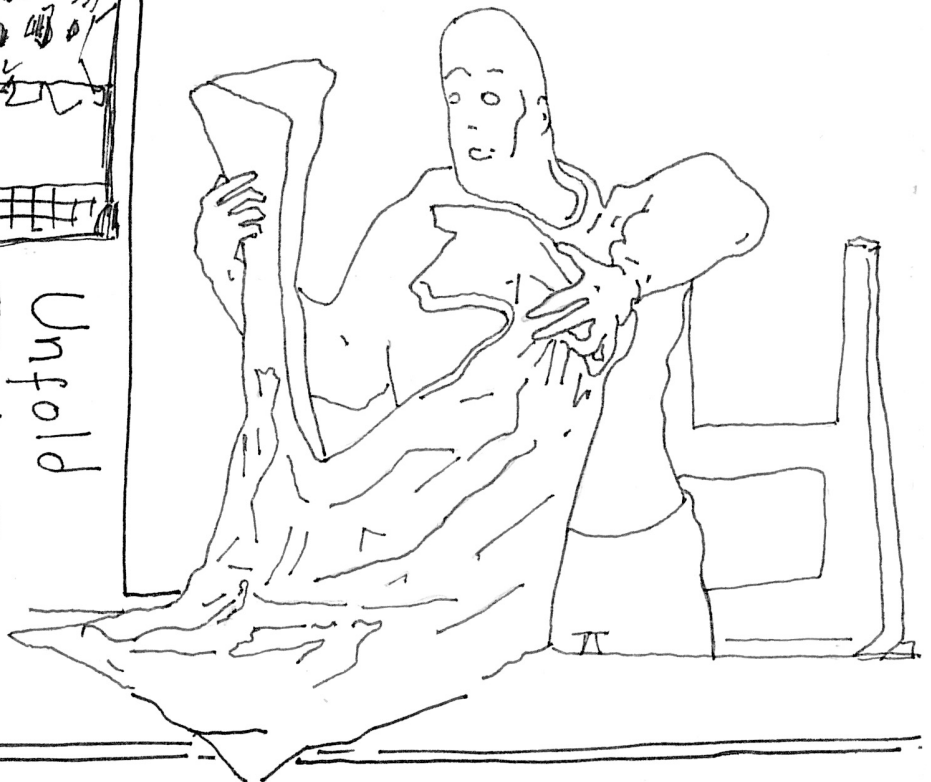
Napkin • Place your napkin in your lap.

SMALL CARDS or a kind of booklet-menu

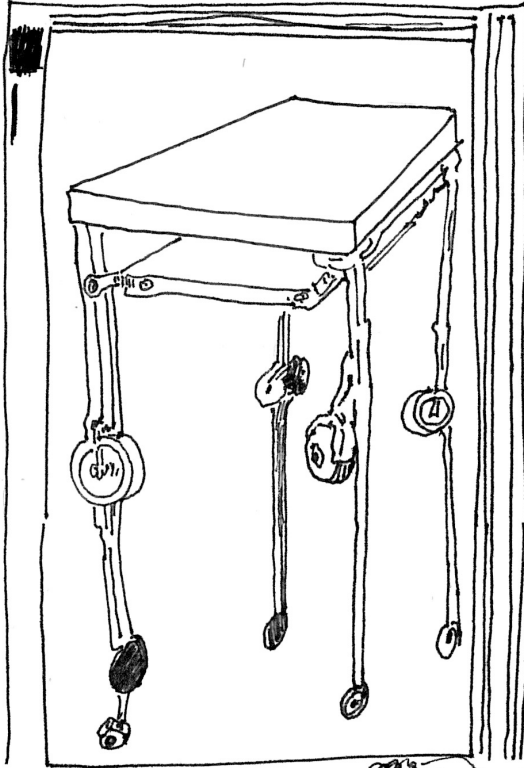
Extremely long napkins



Unfold



I. The table is one of the places where the degree of education and culture of a person is most clearly and promptly revealed, because they are so many and so severe in nature, and above all so easy to break,





the rules and prohibitions to which they are subjected



II. -According to this, the care that we put in the way of conducting ourselves on the table will never become excessive, manifesting in all our acts that delicacy, moderation and composure that always distinguish the truly fine individual

DELICACY, MODERATION AND COMPOSURE.






- and that applying it to any other use is an act of very bad manners.

Keeping in mind that it does not have and cannot have another objective than to clean the lips, -

(FRONT OF CARD)

ix. - The spoon and the knife
are invariably handled with
the right hand;




(BACK OF CARD.)

-but as for the fork, it can
only be handle with the right,



-when you take food that
does not need to be devidad
with the knife.



x- Never incur
the serious offense
of bringing the knife
to your mouth:


Irregular shaped
card.

v. -

When sitting at
the table,



- each person takes
a napkin,

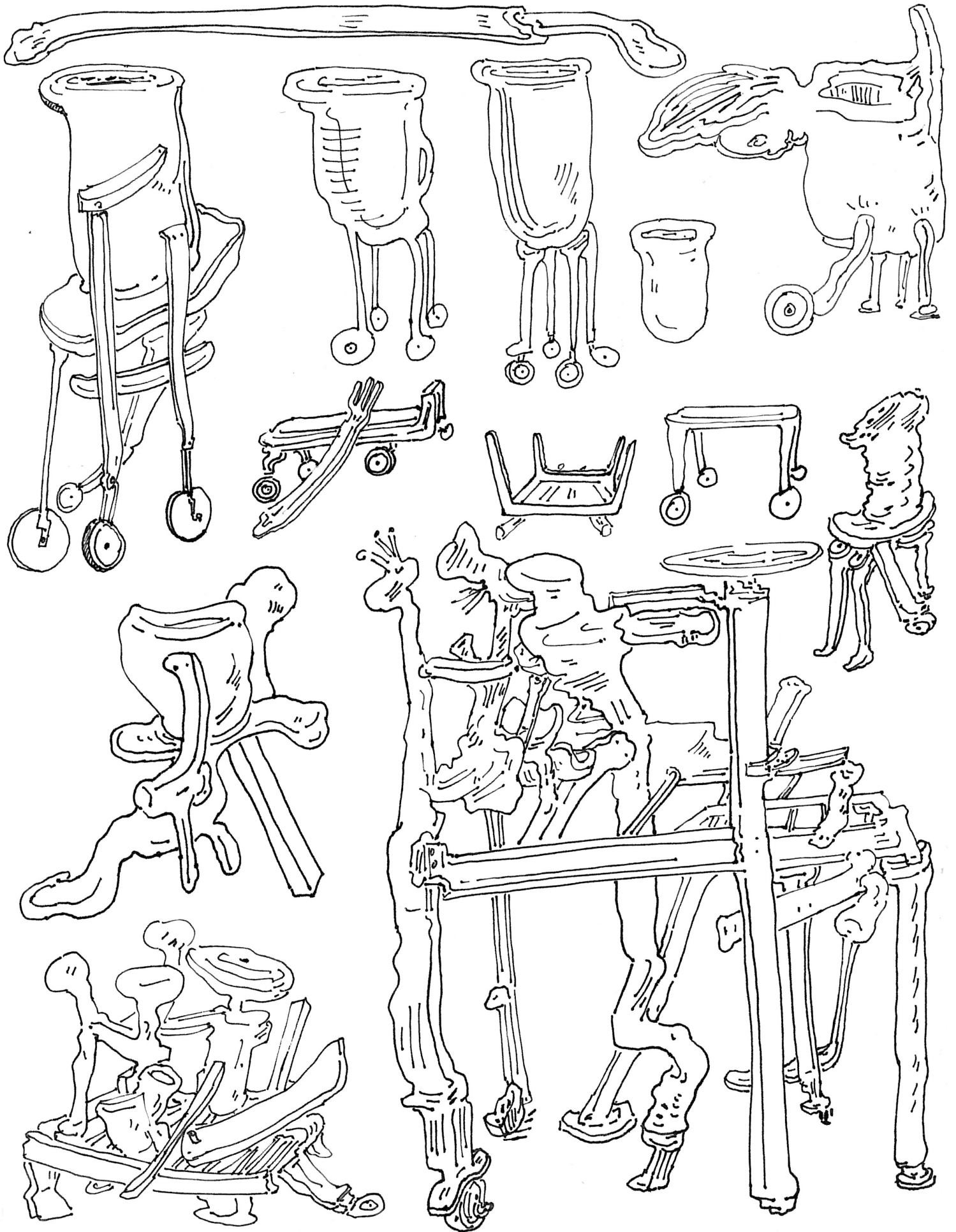


unfolds it



- and extends it
on **the** knees;





Manuel Antonio Carreño Muñoz

1853

MANUAL OF URBANITY



AND GOOD MANNERS

MANUEL ANTONIO CARREÑO MUÑOZ



Manual of Urbanity and Good Manners

